


## PRODUCT FEATURES:

- Retains factory features in select Hyundai and Kia vehicles while functioning with an aftermarket radio.
- Retains factory 3.5mm Aux Input Jack (if equipped).
- Pre-programmed to retain factory Steering Wheel Controls.
- EIA color coded wiring for easy installation.


## PARTS INCLUDED:



SWRHK-65E MODULE



SWRHK-65E HARNESS

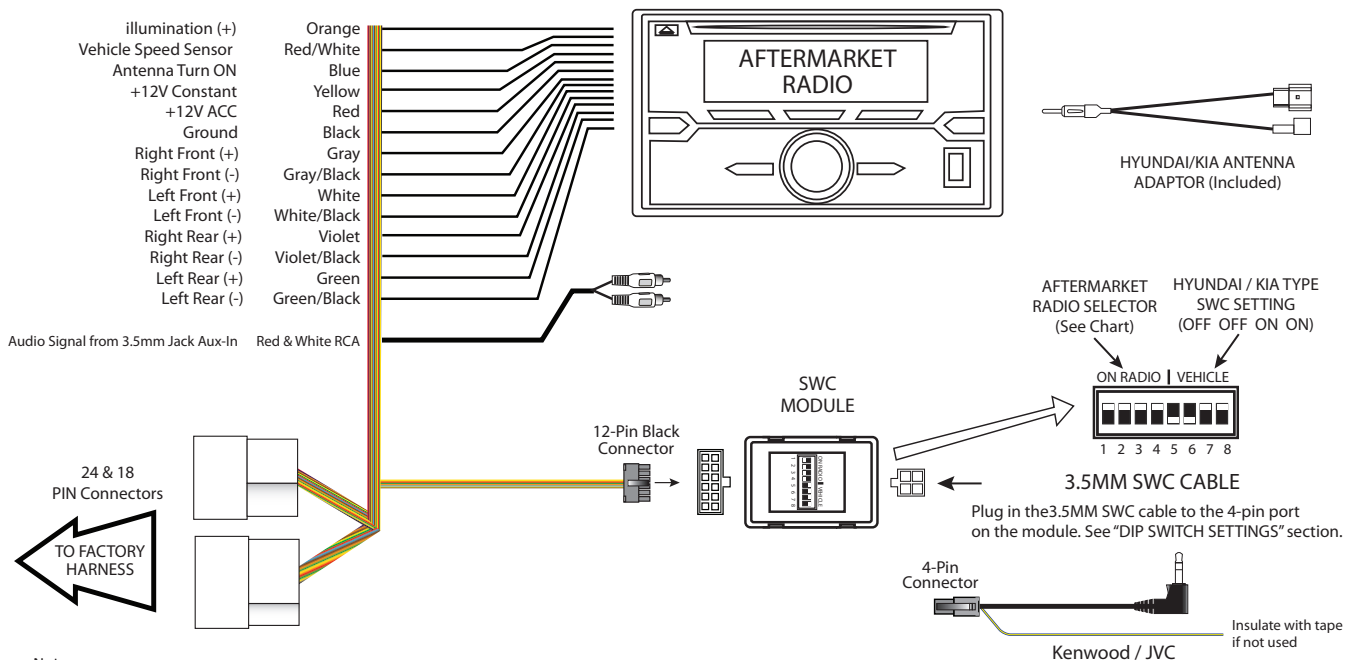


ANTENNA ADAPTER



SWC CABLE

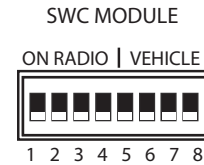
## INSTALLATION DIAGRAM:



**DIP SWITCH SETTINGS:**

**AFTERMARKET RADIO DIP SWITCH SETTINGS:**

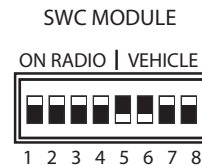
RADIO BRAND:	DIP:	1	2	3	4
Atoto, Dual, Fahrenheit, Jensen, Pioneer		OFF	OFF	ON	ON
Power Acoustik, Soundstream		OFF	OFF	ON	ON
Blaupunkt, Most off-brand Radios		OFF	OFF	ON	ON
Alpine		OFF	OFF	OFF	OFF
Clarion		OFF	ON	ON	OFF
Kenwood		OFF	ON	ON	ON
JVC		OFF	ON	OFF	ON
Boss, Old Sony		OFF	ON	OFF	OFF
New Sony		OFF	OFF	ON	OFF



**NOTE:** For Atoto, Blaupunkt, Dual, Fahrenheit, Power Acoustik, Soundstream, and most off-brand radios, check the aftermarket radio's manual to see if the SWC buttons need to be programmed.

**HYUNDAI / KIA STEERING WHEEL CONTROL DIP SWITCH SETTING:**

	DIP:	5	6	7	8
Hyundai		OFF	OFF	ON	ON



**3.5MM SWC CABLE**

Plug in the 3.5MM to 4-Pin SWC cable and set the DIP switches to the aftermarket radio you are using. Use the Blue/Yellow wire for Kenwood and JVC radios and the 3.5mm plug for other radios.

**NOTE:** Insulate the Blue/Yellow wire or 3.5mm plug if not being used.

For aftermarket radios that have wires for SWC connections, cut off the 3.5mm plug on the Crux SWC Cable and connect the SWC wires as follows:

Note that there are some radios that only have SWC1 and SWC2, in this case "shield" does not need to be connected.



**VEHICLE APPLICATIONS:**

**Hyundai**

- 2011 – 2016 Elantra
- 2013 – 2016 Genesis Coupe\*
- 2013 – 2016 Santa Fe\*
- 2013 – 2016 Santa Fe Sport\*
- 2011 – 2016 Sonata\*
- 2011 – 2015 Sonata Hybrid\*
- 2010 – 2015 Tucson
- 2012 – 2013 Veloster

**Kia**

- Late 2011 – 2013 Optima
- 2014 – 2015 Optima\*
- 2012 – 2013 Sorento (with UVO)\*
- 2014 – 2016 Sorento\*
- 2012 – 2013 Soul\*
- Late 2011 – 2014 Rio
- 2011 – 2016 Sportage

**NOTES:**

\*For vehicles without NAV.

Not compatible with amplified systems.

