



KICKER[®]



SOLO-BARIC L7

SUBWOOFER

WIN LOUD

OWNER'S MANUAL
S15L7, S12L7, S10L7, S8L7

KICKER®



Solo-Baric L7 Subwoofer Owner's Manual

Models: S15L7 / S12L7 / S10L7 / S8L7

Attention:

Please take a moment and record the information asked for below in the provided area. It is also a good idea to attach the original sales receipt or a copy of it to the page for future reference.

If for any reason you require service on this speaker during the warranty period, you will need to provide this information and a copy of the receipt to Kicker to validate your warranty.

ALWAYS KEEP YOUR RECEIPT!

Congratulations!

You have just purchased one of the most advanced subwoofers in the history of car audio. Your KICKER Solo-Baric L7 is the latest in KICKER'S trend-setting Solo-Baric line, designed and engineered to deliver the ultimate in low bass performance and unmatched durability.

Thanks for buying KICKER. Enjoy!

Dealer Where Purchased: _____

Purchase Date: _____

Speaker Model Number: _____

Speaker Serial Number: _____

FEATURES

- **Aluminium Deposit Impregnated Cone** An Ultra High Performance look that is more rigid for less cone flex and less distortion.
- **Rear cone brace** For added strength to reduce cone flex under stress.
- **Massive Surround Radius** Provides increased excursion for more low bass output and higher SPL.
- **New Enhanced BAM (Basket And Motor) Assembly** Cast Aluminium Basket featuring low profile/open design provides a solid anti-resonant foundation for the motor assembly.
- **Perimeter Venting** Venting in the BAM below the spider relieves pressure for a more linear response and aids in cooling the voice coil.
- **ISD (Inverted Structural Dome™)** Further increases cone's resistance to flex under pressure.
- **Stitched Surround** (patent pending) Prevents cone/surround separation at high excursions.
- **Dual Ultra-Length Voice Coils** For high excursion and flexible wiring options.

• **Chromed One Piece Uniplate™ with Vented Hyper-Extended Poles**

1. Provides enhanced heat transfer for cool operation and maximum power handling.
2. Reduces non-linear magnetic fields around the voice coil gap for superior cone motion control.
3. Releases pressure under ISD for freer cone motion and enhanced low bass.

• **Sleeved High-Power Tinsel Lead Wires** To resist lead breakage and power-robbing resistance losses.

• **Spring-Loaded Nickel Plated Terminals** For solid connections with large gauge speaker wire.

PERFORMANCE

Model	Max amp Power (watts)	Sensitivity (dB 1w/1m)	Voice Coil (in./mm)	Xmax (in./mm)	Mounting Cutout (in./cm)	Outer Flange (in./cm)	Mounting Depth (in./cm)
S15L7	1000	88.5	2.5	.64	14.1 x 14.1	15.6 x 15.6	8.2
			63.5	16.3	35.81 x 35.81	39.6 x 39.6	20.8
S12L7	750	87.4	2.0	.52	11.2 x 11.2	12.54 x 12.54	6.81
			50.8	13.0	28.44 x 28.44	31.85 x 31.85	17.3
S10L7	600	85.7	2.0	.52	9.5 x 9.5	10.66 x 10.66	6.37
			50.8	13.0	24.13 x 24.13	27.08 x 27.08	16.2
S8L7	450	84.5	2.0	.42	7.6 x 7.6	8.8 x 8.8	4.8
			50.8	10.7	19.30 x 19.30	22.35 x 22.35	11.9

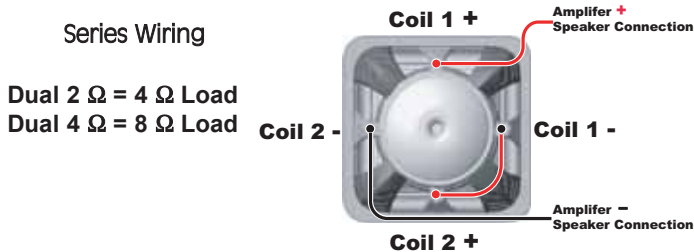
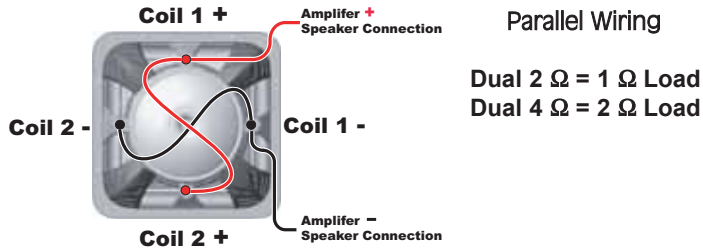
Based on measurements of Dual 2 Ohm models

WIRING OPTIONS

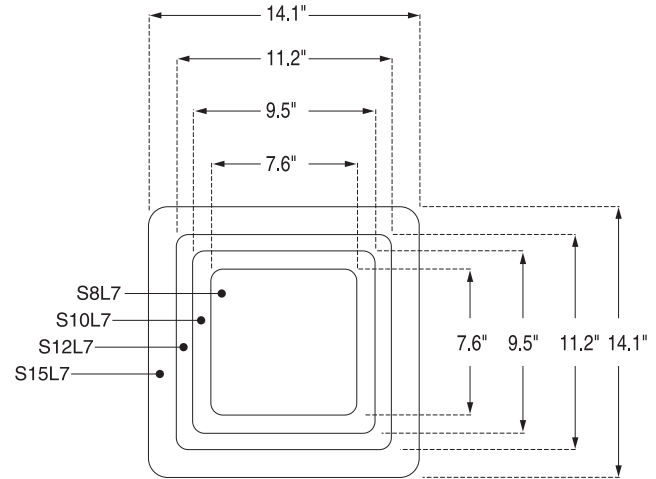
Solo-Baric L7 woofers are available with dual 2 Ohm or dual 4 Ohm voice coils. Both coils should always be hooked up.

The dual 2 Ohm woofer will give you a 1 Ohm or a 4 Ohm load depending on if the coils are wired in parallel or in series. The dual 4 Ohm woofer will give a 2 Ohm or 8 Ohm load depending on how they are wired.

The terminals with solid red and black markings are for one voice coil. The terminals with the white dots are for the second voice coil.



CUTOUT DIMENSIONS



Corner Radius:
S15L7 - 1.0"
S12L7 - .625"
S10L7 - .625"
S8L7 - .625"

1 inch = 2.54cm
1 inch = 25.4mm

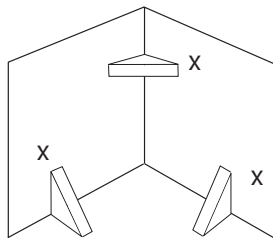
BOX BUILDING NOTES

The cardboard support inside your Solo-Baric's shipping carton can be used as a template for cutting the speaker mounting hole in the enclosure you build. The cardboard cut out is the same size as the basket of the L7. After marking your baffle with the template make sure to cut right on the line to get the correct opening size.

All the cubic feet numbers given in the following pages include the displacement of the woofer. For the ported boxes the displacement of the port must be added to the final design. It will be impractical to use round ports for these designs. The rectangular port information given will yield the best results.

Always use 3/4" or thicker MDF and make sure all the joints are secure and well sealed. The peak pressure in a ported box can exceed that of a sealed enclosure.

All of these designs need some internal bracing. Be sure to add 2"x 2" (5.08cm x 5.08cm) to 3"x 3" (7.62cm x 7.62cm) triangle braces between each of the larger unsupported panels.



x=3"x 3" for S15L7, S12L7

x =2"x 2" for S10L7, S8L7

Kicker recommends using a good grade of wood glue and silicone sealer for an airtight box.

Note: If you prefer an ultra-smooth bass response, you should loosely fill your Solo-Baric Enclosure with polyfil. Ported designs will require covering the entrance to the port (inside the box) with hardware cloth, chicken wire, or expanded metal to prevent the polyfil from being blown out through the port. Use of polyfil will slightly decrease efficiency, but will deepen and extend low bass response.

Do not install a ported box with the port against a solid surface. The port opening must remain unobstructed. Use the smallest dimension of the rectangular port as the minimum amount of space required between the port and any surface to insure unrestricted airflow.

For more advice on box building visit your local dealer or see the Choosing and Building Enclosures page in the Tech Tips & FAQs section of the Support area on the Kicker website, www.kicker.com.

A note on power handling capability

Solo-Baric subwoofers will handle massive amounts of power in any of the recommended enclosures, minimum or maximum.

The smaller enclosures are best for use in limited space applications. The larger (maximum) recommended enclosures will yield slightly more bass at the lowest frequencies.

The power ratings given are assuming that both voice coils are used. You should never hook up a dual voice coil woofer using only one coil.

Solo-Baric L7-Series Sealed Enclosure Applications

The Kicker Solo-Baric L7 is designed to give more output than an equivalent round speaker and is amazing when used in the recommended sealed boxes. These sealed enclosure recommendations will give the smoothest response with the most energy at really low frequencies, around 20 to 30 Hz. The recommended Compact sealed boxes have massive amounts of high impact bass and can be driven with punishing levels of amplifier power.

One of the benefits of the Solo-Baric L7-series high performance suspension system is that they can operate in larger sealed enclosures for ultra sound quality (SQ) applications without significantly sacrificing their power handling. Solo-Baric L7 enclosures can be "sized up" all the way to the SQ enclosure, which has a very flat response, with greatly extended sub bass.

Solo-Baric L7 series woofers also perform well in any sealed enclosure between the Compact and SQ sizes. These systems will exhibit some benefits of both (high impact and low extension) generally sounding more like the box to which they are most closely sized.

These enclosure volume recommendations are for the airspace inside the enclosure and include the displacement of the woofer. Do not make the airspace any greater than recommended.

Recommended Sealed Enclosures - Moderate Efficiency

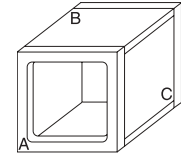
Model	Compact (Minimum enclosure Vol.)	SQ (Maximum enclosure Vol.)
S8L7	.33 cu.ft. Power Handling = 450W 9.34 lt	.75 cu.ft. Power Handling =450W 21.24 lt
S10L7	.66 cu.ft. Power Handling = 600W 18.69 lt	1.0 cu.ft. Power Handling =600W 28.32 lt
S12L7	.88 cu.ft. Power Handling = 750W 24.92 lt	2.0 cu.ft. Power Handling = 750W 56.64 lt
S15L7	1.5 cu.ft. Power Handling = 1000W 42.48 lt	6.0 cu.ft. Power Handling = 1000W 69.92 lt

The following page shows examples of the minimum enclosure sizes for each of the Solo-Baric L7s. Panel dimensions assume 3/4" wood thickness.

Panel dimensions for minimum recommended enclosures:

Model	Volume (cu.ft.)	Panel A	Panel B	Panel C
S8L7	0.33	10" x 10"	10" x 8"	8" x 8.5"
S10L7	0.66	12" x 12"	12" x 10.5"	10.5" x 10.5"
S12L7	0.88	13" x 13"	13" x 11.5"	11.5" x 11.5"
S15L7	1.5	16.5" x 16.5"	16.5" x 11.5"	15" x 11.5"

1 inch = 2.54cm
 1 inch = 25.4mm
 1cu.ft. = 28.32!



NOTE: All sealed boxes should be 50% filled with loose polyfil. Allow about two weeks break-in time for the Solo-Barics to reach optimum low bass performance.

Solo-Baric L7-Series Ported/Vented Enclosure Applications

Ported Solo-Barics? Absolutely ... and with a vengeance! These enclosures incorporate massive slot loaded ports with ultra low air velocity for ground pounding street bass that will make your hair stand on its ends (if you have any left)! These are the type of boxes that are the "enclosure of choice" for outrageous street bass and high performance SPL contests.

The following chart shows three recommended ported enclosures for each Solo-Baric driver.

Compact has increased bass efficiency over a sealed enclosure, yet can still fit in tighter applications. It is the smallest design that will work well for each woofer. Although it is the smallest ported enclosure, the output from 30 to 80 Hz will be considerably higher than that of a sealed box. The two other ported designs have proportionately more output in this region.

Street Bass is a medium sized enclosure that will kick out bass that can be heard for blocks away. And it does go LOW!

SPL / Deep Bass is a large enclosure with high efficiency that will deliver the output needed to win SPL contests AND produce bass output all the way down to the basement. We're talking truly awesome!

If space is not at a premium and you want to get the most from your Solo-Baric L7, try one of these designs. You won't be disappointed.

Recommended Ported Enclosures – High Efficiency

Model	Compact	Street Bass	SPL / Deep Bass
S8L7	.66 cu.ft. + port; 1.5x9.5" port, 19.25" long Power Handling = 300W	.8 cu.ft. + port; 1.75x9.5" port, 19.75" long Power Handling = 325W	1.0 cu.ft. + port; 2x9.5" port, 21.25" long Power Handling = 325W
S10L7	1.25 cu.ft. + port; 2.5 x 11.25" port, 19.75" long Power Handling = 500W	1.75 cu.ft. + port; 2.75 x 11.25" port, 17.75" long Power Handling = 525W	2.25 cu.ft. + port; 3 x 11.25" port, 18" long Power Handling = 550W
S12L7	1.75 cu.ft. + port; 2.5 x 13.25" port, 22.5" long Power Handling = 750W	2.5 cu.ft. + port; 2.5 x 13.25" port, 16.5" long Power Handling = 750W	3.25 cu.ft. + port; 3 x 13.25" port, 14.5" long Power Handling = 750W
S15L7	3.0 cu.ft. + port; 2.5 x 16.25" port, 19.5" long Power Handling = 1000W	4.5 cu.ft. + port; 3.0 x 16.25" port, 14.75" long Power Handling = 1000W	6.0 cu.ft. + port; 3.5 x 16.25" port, 13.75" long Power Handling = 1000W

ACOUSTICS LIMITED WARRANTY

Kicker warrants this product to be free from defects in material and workmanship under normal use for a period of **THREE (3) MONTHS** from date of original purchase with receipt. When purchased from an Authorized KICKER Dealer it is warranted for **ONE (1) YEAR** from date of original purchase with receipt. In all cases you **must have the original receipt!** Should service be necessary under this warranty for any reason due to manufacturing defect or malfunction during the warranty period, Kicker will repair or replace (at its discretion) the defective merchandise with equivalent merchandise at no charge. Warranty replacements may have cosmetic scratches and blemishes. Discontinued products may be replaced with more current equivalent products.

This warranty is valid only for the **ORIGINAL PURCHASER** and is not extended to owners of the product subsequent to the original purchaser. Any applicable implied warranties are limited in duration to a period of the express warranty as provided herein beginning with the date of the original purchase at retail, and no warranties, whether express or implied, shall apply to this product thereafter. Some states do not allow limitations on implied warranties, therefore these exclusions may not apply to you. This warranty gives you specific legal rights; however you may have other rights that vary from state to state.

WHAT TO DO IF YOU NEED WARRANTY OR SERVICE

Defective merchandise should be returned to your local Authorized Stillwater Designs (Kicker) Dealer for warranty. Assistance in locating an Authorized Dealer can be obtained by writing, calling, or by visiting kicker.com. You can confirm that a dealer is authorized by asking to see a current authorized dealer window decal.

If it becomes necessary for you to return defective merchandise directly to Stillwater Designs (Kicker), call the Kicker Customer Service Department at (405) 624-8510 for a Return Authorization (RMA) number. Package all defective items in the original container or in a package that will prevent shipping damage, and return to:

Stillwater Designs, 5021 North Perkins Road, Stillwater, OK 74075

The RMA number must be clearly marked on the outside of the package. Please return **only defective components** (subwoofer, speaker-wire connector, etc.). The return of functioning items increases your return freight charges. Non-defective items received will be returned freight collect.

Include a copy of the original receipt with the purchase date clearly visible, and a **"proof-of-purchase"** statement listing the Customer's name, Dealer's name and invoice number, and product purchased. Warranty expiration on items without proof-of-purchase will be determined from type of sale and the manufacturing date code. Freight must be prepaid; items sent freight collect, or COD, will be refused.

Failure to follow these steps may void your warranty. Any questions can be directed to the Kicker Customer Service Department at (405) 624-8510.

WHAT IS NOT COVERED?

This warranty is valid only if the product is used for the purpose for which it was designed.

It does not cover:

- Damage due to improper installation.
- Subsequent damage to other components.
- Damage caused by exposure to moisture, excessive heat, chemical cleaners, and/or UV radiation.
- Damage through negligence, misuse, accident or abuse. Repeated returns for the same damage may be considered abuse.
- Any cost or expense related to the removal or reinstallation of product.
- Speakers damaged due to amplifier clipping or distortion.
- Items previously repaired or modified by any unauthorized repair facility.
- Return shipping on non-defective items.
- Products with tampered or missing bar code labels.
- Products returned without a Return Authorization (RMA) number.
- Freight Damage.
- The cost of shipping product to Kicker.
- Service performed by anyone other than Kicker.

HOW LONG WILL IT TAKE?

Kicker strives to maintain a goal of 24-hour service for all acoustics (subwoofers, midrange drivers, tweeters, crossovers, etc) returns. Delays may be incurred if lack of replacement inventory or parts is encountered.

INTERNATIONAL WARRANTY

Contact your International Kicker dealer or distributor concerning specific procedures for your country's warranty and service policies.



STILLWATER
Designs®

P.O. Box 459 • Stillwater, Oklahoma 74076 • U.S.A. • (405) 624-8510

WARNING:

KICKER drivers are capable of producing sound levels that can permanently damage your hearing! Turning up a system to a level that has audible distortion is more damaging to your ears than listening to an undistorted system at the same volume level. The threshold of pain is always an indicator that the sound level is too loud and may permanently damage your hearing.

Please use common sense when controlling volume!

01142005 + 04SL7



